


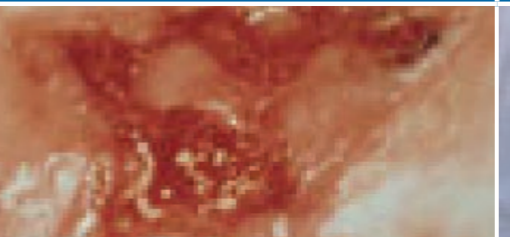



Wound Classification Chart 2009

		Necrotic Debride;		Sloughy Remove Slough;		Granulating Promote granulation;		Epitheliasing Promote epitheliasisation		Infected	
											
		Remove eschar		Provide healthy base for granulation		Provide clean base for granulation tissue		Promote epitheliasion and wound maturation		To reduce bacterial burden	
		Primary	Secondary	Primary	Secondary	Primary	Secondary	Primary	Secondary	Primary	Secondary
Low Exudate	Hydrogel Granugel	Hydrocolloid Duoderm Duoderm Signal Comfeel	Hydrogel or Antimicrobial Granugel Iodoflex Iodosorb Honey	Hydrocolloid Duoderm Signal Comfeel	Hydrocolloid Duoderm Duoderm Signal Comfeel		Hydrocolloid Duoderm Duoderm Signal Comfeel		Antimicrobial Inadine Iodoflex Iodosorb Honey	Foam Allevyn Tegaderm Foam	
	Hydrogel or Hydrofiber Granugel Aquacel	Hydrocolloid Duoderm Signal Comfeel	Hydrofiber or Antimicrobial Aquacel Iodoflex Iodosorb Honey	Foam Allevyn Tegaderm Foam	Hydrofiber Aquacel	Hydrocolloid Duoderm Signal Comfeel	Hydrocolloid or Foam Duoderm Signal Comfeel Allevyn Tegaderm Foam		Antimicrobial Inadine Iodoflex Iodosorb Honey	Foam Allevyn Tegaderm Foam	
	Hydrofiber Aquacel	Foam Allevyn Tegaderm	Hydrofiber or Antimicrobial Aquacel Iodoflex Iodosorb Honey	Foam Allevyn Tegaderm Foam	Hydrofiber Aquacel	Foam Allevyn Tegaderm Foam	Hydrofiber Aquacel	Hydrocolloid or Foam Duoderm Signal Comfeel Allevyn Tegaderm Foam	Antimicrobial Inadine Iodoflex Iodosorb Honey	Foam Allevyn Tegaderm Foam	

Skin Care for patients with dry/vulnerable skin	Malodorous wounds	Specialist Advisors
Shower/wash with warm water & use aqueous cream & not soap Apply moisturising cream afterwards If skin is fragile or excoriated apply Cavilon	Clinisorb as first line Carboflex for complex or fungating wounds	Tissue Viability Team ext 110 5366 (SMH), 120 6761 (WGH) Vascular Nurse Specialist ext 110 5177 (SMH), 120 5849 (WGH) Podiatry 110 5727 (SMH), 120 4800 (WGH)